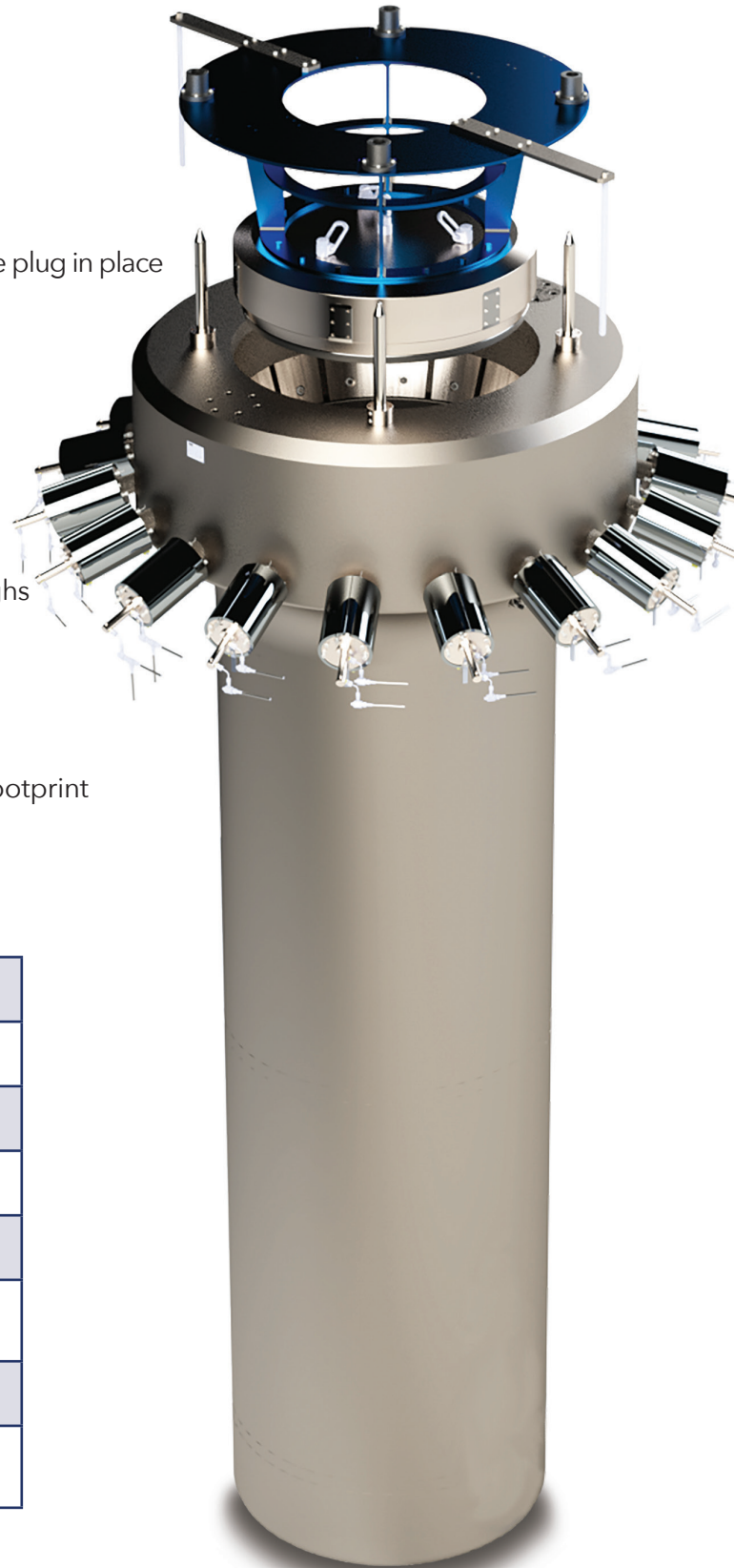


# ACTUATED CHOCK CLOSURE PRESSURE VESSELS

## FEATURES

- Quick-acting closure
- 2 minutes to open/close, 20 seconds to lock/unlock
- Robust; allows easy and safe operation
- Guided Closure Alignment System
- Hydraulically actuated sliding chocks that lock the closure plug in place
- Single push button lock/unlock functionality
- Relatively low weight closure handling
- Integral Safety Interlock System
- SWL rated closure for attachment of DUT
- Simultaneous load/unload of DUT and closure
- Multiple penetrations for tooling, electrical feed-throughs and pressure control hardware
- Low maintenance requirements
- Long service life
- Vertical in orientation providing minimal shop floor footprint



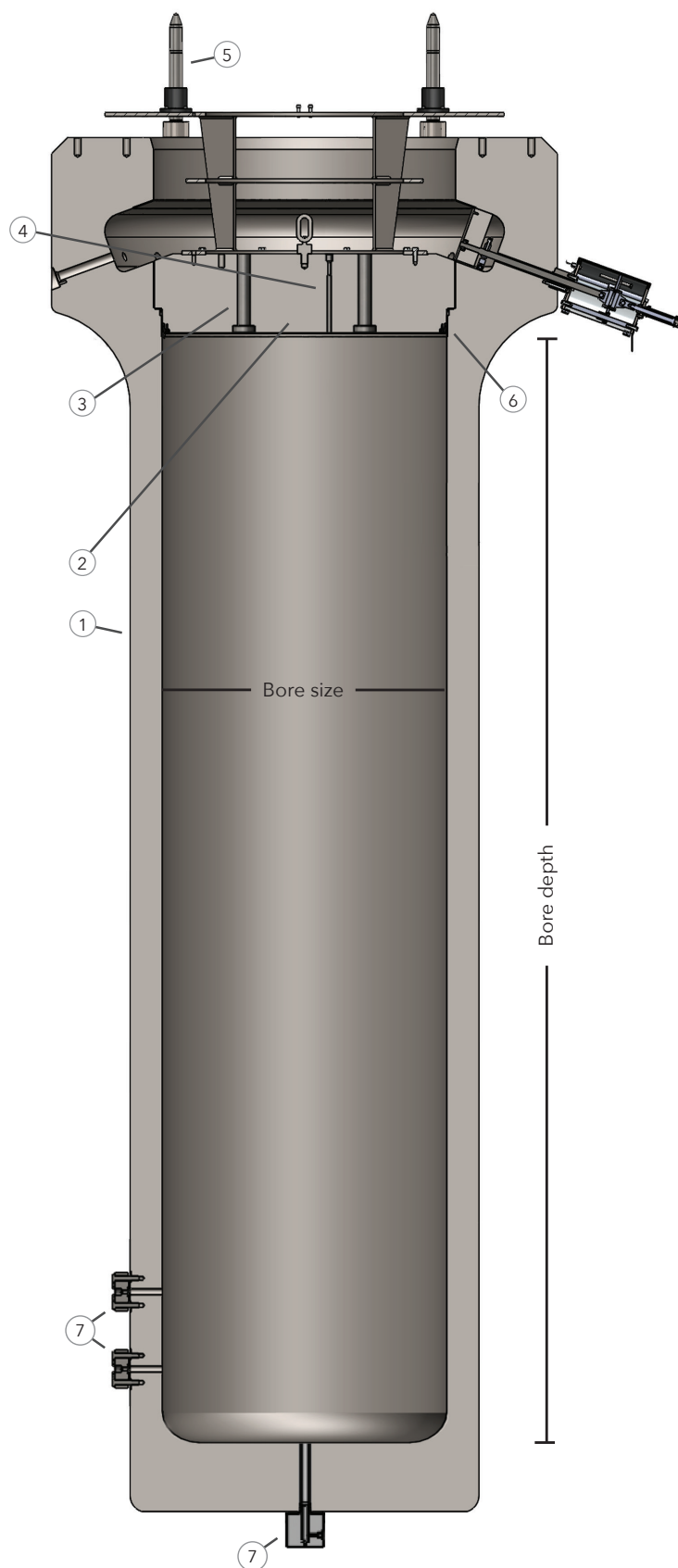
## PARAMETERS

Pressure	200 bar to 690 bar
Temperature	-20°C to 200°C
Bore size	Ø500mm to Ø1800mm
Bore depth	1000mm to 7500mm
Volume	200 litre to 20,000 litre
Ports	1 fill/drain, 1 purge + customer specific
Material of Construction	Carbon or Alloy Steels
Corrosion Protection	Electroless Nickel Plating or painted

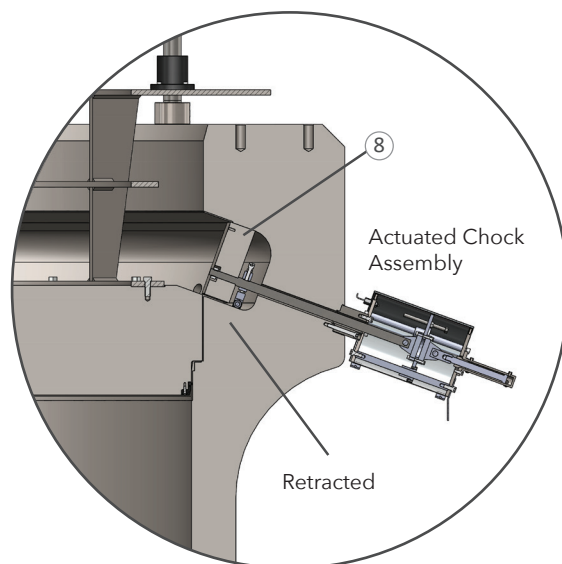
*Custom solutions are available to meet specific requirements.  
Please contact our engineering and technical support who will  
help you identify the specific options you need.*

# ACTUATED CHOCK CLOSURE PRESSURE VESSELS

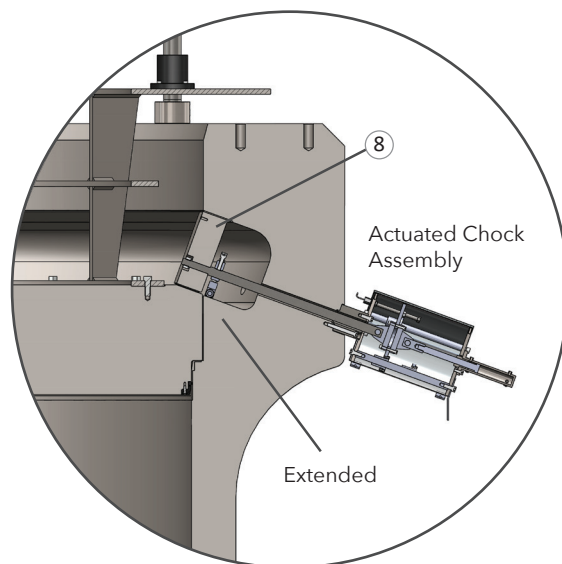
## FEATURES



### Unlocked



### locked



- |                                 |                                 |
|---------------------------------|---------------------------------|
| ① Body                          | ⑤ Guide Rods                    |
| ② Closure                       | ⑥ Seal                          |
| ③ Feed Through/<br>Tooling Port | ⑦ Fill/Drain Port<br>(Optional) |
| ④ Purge Port                    | ⑧ Chock                         |